



Hull Culture and Leisure Limited

Gender Pay Gap Reporting 2017



Introduction

Hull Culture and Leisure Limited was established in April 2015 by Hull City Council as a wholly owned, not for profit limited company. It was created to manage the delivery of the following services on behalf of the City Council:

- Museums and Galleries
- Leisure Facilities
- Parks and Open Spaces
- Theatre and Halls
- Libraries
- Commercial Catering and Hospitality

We are fully committed to equality and diversity in employment and the company believes that everyone has a right to be treated with dignity and respect and seeks to ensure that the principles of fairness and equality of opportunity underpin all its policies, procedures and practices.

Context

Employers subject to the Equality Act 2010 (Gender Pay Gap Information) Regulations 2017 are required to publish a written statement. As Hull Culture and Leisure Limited is a wholly owned company of Hull City Council it is our view that we fall into the category of public sector and the Equality Act 2010 (Specific Duties and Public Authorities) Regulations 2017 therefore apply.

The snapshot of data is taken as at 31st March 2017 as required by the regulations underpinning the Public Sector Equality Duty.



Hull Culture and Leisure Limited

2017 Gender Pay Gap Metrics

1. Workforce Representation

All figures used in this analysis are based on headcount of employees. They include all types of contracts including casual workers. The Company did not employ any agency workers at the snapshot date.



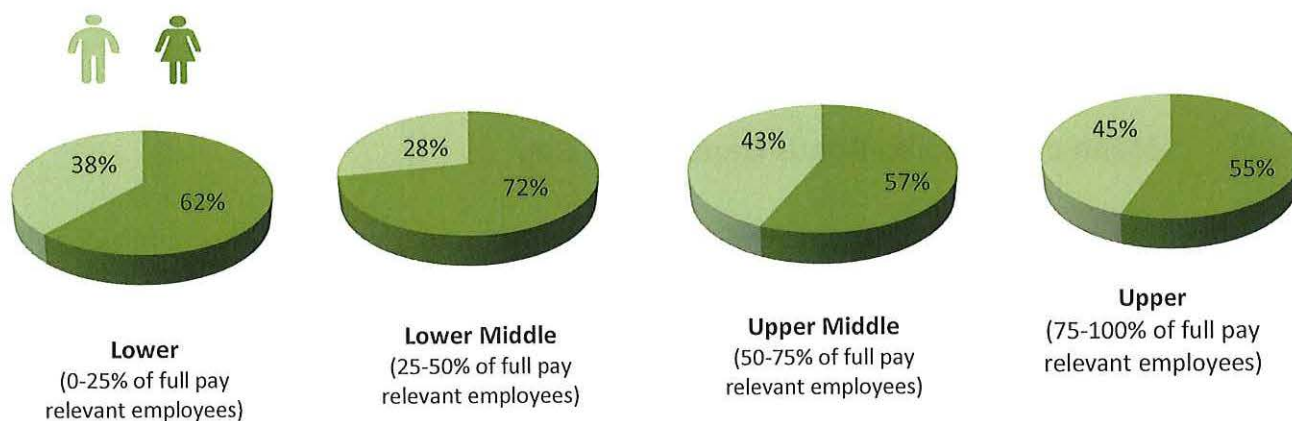
Male - 38.69%



Female - 61.31%

At the snapshot date we employed 478 contracted staff with an additional 176 casual worker active assignments across the company.

2. Proportion of Males and Females in each Hourly Rate Quartile



Quartiles have been adjusted to provide an even distribution of numbers in each quartile in accordance with ACAS guidance.

3. Mean and Median Hourly Gender Pay Gap

The **mean** is the difference between the average hourly rate of pay of male and female full-pay relevant employees.

The **median** is the difference between the actual midpoint hourly rate of pay of male and female full-pay relevant employees.

	Mean	Median
Gender Pay Gap	9.63%	6.75%

4. Proportion of Males and Females Receiving a Bonus Payment

The only payments made under this category within the company are long service awards and these are a set value and awarded once a year to those who have achieved 25 years' service.

These figures are consistent with the overall workforce representation



Male - 0.79%



Female - 1.75%

5. Mean and Median Bonus Gender Pay Gap

The **mean** is the difference between the average bonus pay paid to male and female relevant employees.

The **median** is the difference between the actual midpoint bonus pay paid to male and female relevant employees.


	Mean	Median
Bonus Pay Gap	98.31% (in favour of females)	0%

Narrowing the Gender Pay Gap


The following are actions that the company plans to or is currently undertaking to tackle the gender pay gap identified.




- Continue to monitor the gender pay gap




- Work to develop and improve career development plans and increase apprenticeship numbers




- Continue to uphold the pay and grading arrangements that are underpinned by principles of National Joint Council agreement



- Promote and encourage individuals to take part in the annual appraisal process



- Continue to provide, promote and evaluate all gender equality training



- Review and promote the company's family friendly policies



- Continue to support and promote flexible working and working parents



- Review the differing terms and conditions across the company including allowances

